



Should you transfer your pensions?

If you've moved jobs a few times, chances are you'll have more than one pension.
By transferring these into your Standard Life plan, you could enjoy:



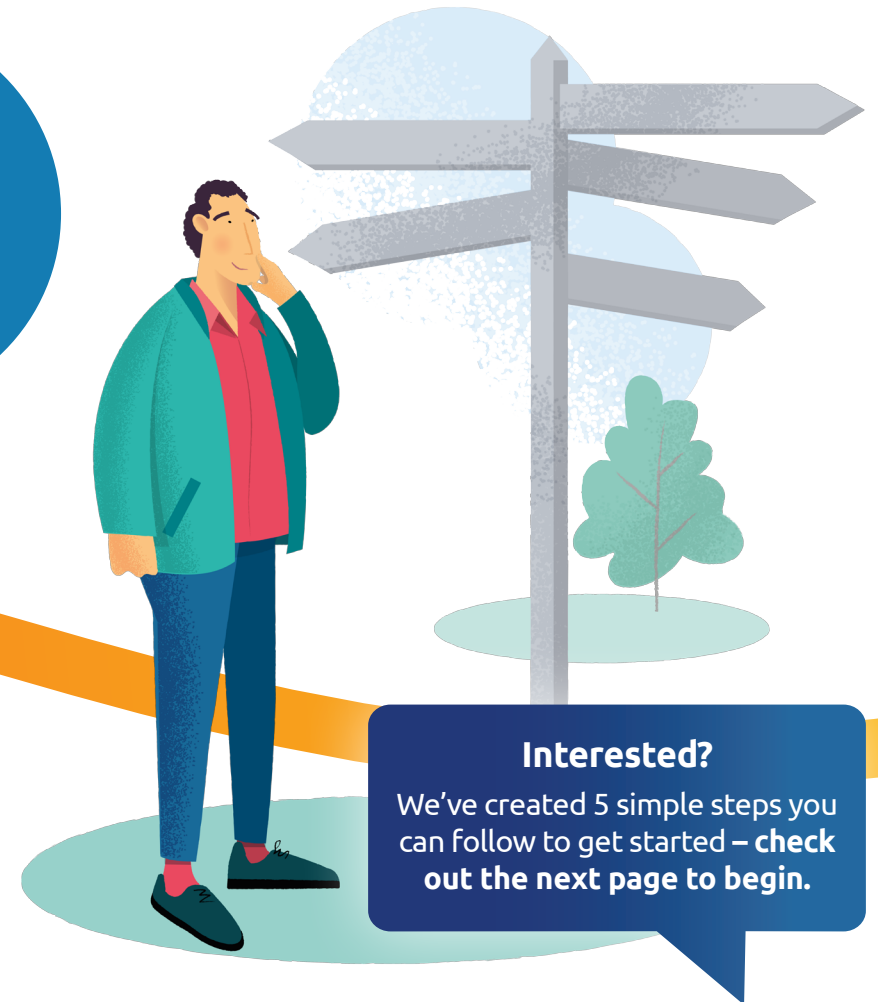
One easy-to-manage plan with less admin



Lower charges



A clearer view of your pension savings



To see if it's right for you, visit [standardlife.co.uk/transfer](https://www.standardlife.co.uk/transfer)
Remember, a pension is an investment. The value can go down as well as up, and may be worth less than was paid in.



Interested?
We've created 5 simple steps you can follow to get started – **check out the next page to begin.**

www.standardlife.co.uk

Phoenix Life Limited, trading as Standard Life, is registered in England and Wales (1016269) at 1 Wythall Green Way, Wythall, Birmingham, B47 6WG.
Phoenix Life Limited is authorised by the Prudential Regulation Authority and regulated by the Financial Conduct Authority and the Prudential Regulation Authority.
Phoenix Life Limited uses the Standard Life brand, name and logo, under licence from Phoenix Group Management Services Limited.

5 simple steps to transfer a pension

Standard Life

Part of Phoenix Group

Start



1

Start searching!



Use the government's free **tracing service** to find pensions from previous jobs.




2

Get in touch



Contact the pension provider to see your pension's value, and other important information.



4

Take note



If you'd like to proceed, take a note of the following:

- Provider name
- Policy number
- Approximate pension value



3

Have a think



Give some thought to any benefits or guarantees you could be giving up as a result of transferring.

5

Begin your transfer



It's quick and easy – simply download the Standard Life mobile app or log in at [standardlife.co.uk](https://www.standardlife.co.uk).



Finish

